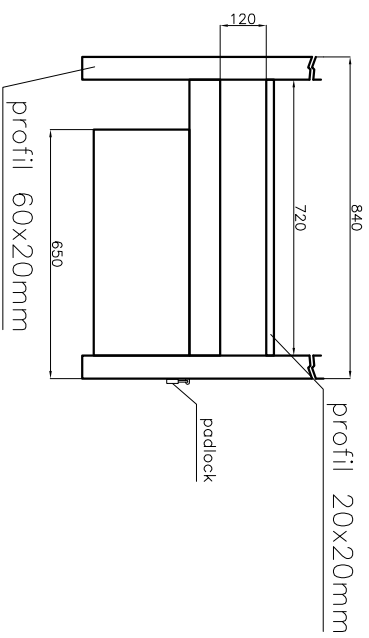
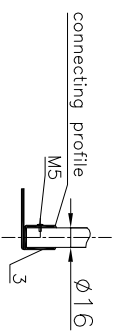


profil 20x20mm

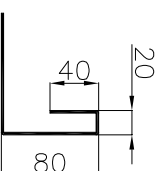


A-A

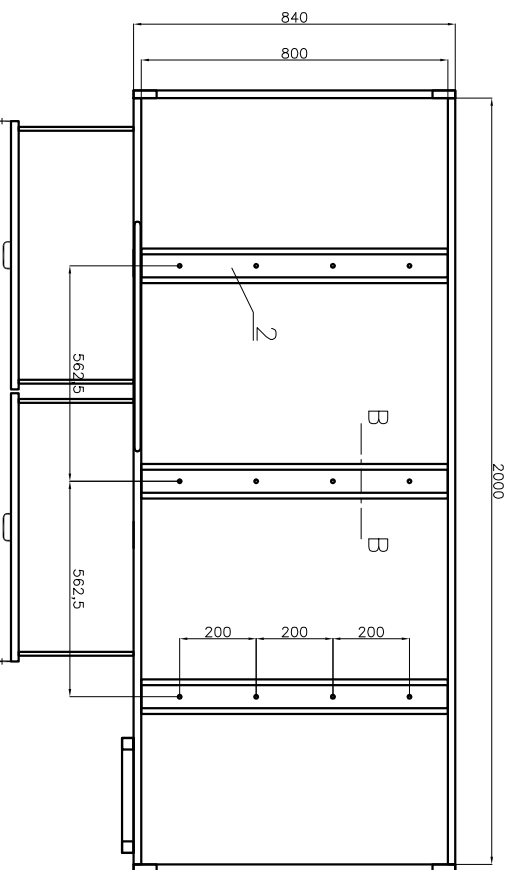
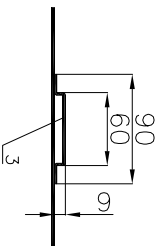


connecting profile

C-C



B-B



NOTES:
 Material: steel 1,2mm
 Finish: paint RAL 9001
 Mattress size: 2000x800
 Weight: 130kg

<p>WETCAB Trading <small>Sp. z o.o.</small></p>	
Project:	DOUBLE DECK BED
Description:	DOUBLE DECK BED
Drawn by:	M. Kazmierski
Drawing No.:	016